

BenguFarm™



ADVANCED LIVESTOCK MANAGEMENT SOFTWARE
BEEF • GAME • SHEEP • GOATS • PIGS • GENETICS

Newsletter 1/2024

5 February 2024

In this Newsletter:

- **New update available**
- **New Mobile app update available**
- **What is new in the newest update?**
- **New manuals available**
- **Training courses**

To view the Afrikaans version and previous newsletters, go to www.bengufarm.co.za > Downloads > Newsletter.

New Update – BenguFarm BEEF, SHEEP & GOATS, GAME and PIGS

The past seven months, many new features and reports have been developed. See What's New? below for more information.

Please install the new update (v29 January 2024) to ensure you will be able to use all the new and improved features and reports in BenguFarm and get the most value from your program.

- **To update your BenguFarm through the web-update utility in BenguFarm**, go, while your computer is online, in BenguFarm to **File > Update from Web** and follow the instructions.

New Update – BenguFarm MOBILE app

Please install the new update (v18 January 2023) to ensure you will be able to use all the new and improved features and to ensure that it will synchronise with the main program.

- First ensure you have installed the newest version of the BEEF/SHEEP & GOATS/GAME module – see above.
- **BenguFarm MOBILE for Android:** At the top right of BenguFarm Mobile's main menu, press the three dots and select Check for Update / Kyk vir Opgradering **OR** go on the Android phone / tablet to www.bengufarm.co.za > Downloads > Updates > Download and Install BenguFarm (TM) MOBILE 18 January 2024 Update. Download and install the update for Android.
- **BenguFarm MOBILE for Apple:** An Apple phone or tablet will automatically download and install the newest update.

New Update – BenguFarm GENETICS

Please install the new update (v12 December 2023) to ensure you will be able to use all the new and improved features and reports in BenguFarm and get the most value from your program.

- First, make sure you have the latest version of the BEEF/SHEEP & GOATS/GAME module installed – see above.
- **To update your BenguFarm GENETICS module**, go, while your computer is online, to www.bengufarm.co.za > Downloads > Updates > Download and Install BenguFarm (TM) GENETICS v12 December 2023 Update. Download and install the update.

What's New in the newest update?

All modules:

- **Important:** Weights and Gains report: If the option Group by Camp is selected, the report gives the average gain and ADG per camp. This makes it easy to compare the growth across camps or pens.
- **Important:** On the Add and Edit Animals and Edit Animals screens, a field "First Calf not on Record" (Yes/No) has been added. The category of female animals marked in this way will then be indicated according to age as Young / Mature / Old Cows (instead of Breedable Heifers) even if the cow in question does not yet have any calves on record.
- **Important:** Main Screen > Herd Layout:
 - Main screen > Herd (Flock) Layout as well as in My Reports: A field "Foster lamb/calf" added under the Reproduction section. If it has been indicated for a lamb/calf that he/she is being raised by a foster mother, the relevant lamb's/calf's ID number will be displayed in this column with the foster dam. Please note: Only the last foster lamb/calf an ewe/cow has reared will be displayed.
 - Group by this Column: The averages of numeric fields are now displayed per group.
- Reports > Herd Analysis > Averages and Trends report: If at Selection Criteria Sire is selected, at Traits > Weights and Performance Testing the average performance indices can now also be compared.
- File > Support > Find Duplicate Animals:
 - A help function is now available for this screen. Please use the step-by-step Help.
 - A "Copy" column has been added. The purpose of this field is to copy data from the animal record that will be deleted to the animal record that will be retained if that data does not exist. Please note that this data is limited to the most basic reproduction, production and health data.
- Weights not Linked to a Test screen: If the option Dam Weight is checked, the animal's weight type as well as the dam's weight type can now be selected.
- Reproduction > Matings > AI / Lapa > Semen Type: A field "Sexed Semen" was added to be able to record if sex separated semen was used. This information is displayed on the main screen > Animal Layout > Last Mating screen as well as on the Existing Matings report.
- Teeth condition recorded on the Tru-Test XR5000 scale can now be imported directly from the scale into BenguFarm.
- Data Send / Import > Import > Agrident APR500/600 and AWR300 EID Readers: This communication layer with the Agrident readers has been rewritten to resolve various hiccups that have occurred from time to time. You are now also able to upload VID+EID pairs to the reader. This enables the reader to display the Visual ID no of an animal when the EID is scanned.
- Reports > Other > Procedures: A "Comments" column has been added.
- Throughout BenguFarm: The field name "Microchip Number (EID)" has been changed to "Electronic ID Number (EID)".

Beef and Sheep & Goats modules:

- **Important:** When fleece and body weights are imported from the Tru-Test XR5000 scale into BenguFarm, the relevant shearing number must be specified, which works correctly if it is a group of animals born in a specific lambing season, as all animals are the same will have shearing number. When fleece and body weights of animals born in different years' fleece and body weights are recorded, one shearing number for all animals in the weighing session creates a problem, as the shearing number differs from animal to animal.

To overcome this problem, the import screen now has an additional option, i.e.: Use the next available shearing number for each animal, OR as currently, Use a specific shearing number.

- My Reports > Criteria: Weight: Last Weight and Last Weight Weigh Date have been added.
- Data Send/Import > Send > SA Studbook/ARC > Sheep Commercial Data File: This function is used to create and send a data dump whereby commercial breeders can send initial data in bulk to SA Studbook to create animal records on Logix.
- Production > Performance Test Groups > Manual Sorting: Column to display Sex has been added.



Beef module:


- **Important:** Main Screen > Herd Layout > Reproduction: The Reproduction Index can now be displayed (off by default).
- Also note that with genomic importation, whether the animal has had a complete profile done before is now also factored in. This also displays at the genomic results. The complete profile is not reflected in the genomic results, but according to SA Stud Book one can derive it from the number of different traits for which an animal was genomically tested. The importation therefore counts the different types of results, e.g. colour, horns, myostatin, quality etc. and if it is more than five, it is assumed that the animal has a complete genomic results profile.

Sheep & Goats module:

- Performance Testing:
 - The group size is now displayed. This is calculated for Döhne Merinos as the number of rams / ewes in the relevant shear that have a fleece weight. For other breeds, the size of the contemporary group is used. The group size is calculated when the tests are calculated. Current tests will consequently have to be recalculated if the group sizes are to be available on the relevant reports.
 - The same was done for weight performance tests (W1 – W4) and here too the existing tests will have to be recalculated if the group sizes are to be available on reports.
- Main Screen > Animal Layout:
 - The number of animals in the contemporary group was added to the Wool and Weight Performance Test sub screens.
 - Where an ewe has twins or triplets, all the lambs' ID nrs will be displayed in the Reproduction and Progeny Averages sub screen.
- Animal Summary – Wool Layout:
 - Döhne Merino breed specific: "R / c" heading changed to "AM" and "AM Rep" and removed "BV TWW".
 - Added NLW (Number of Lambs Weaned) breeding value.
- My Reports > Select Columns (Layout): The following fields have been added:
 - Days between previous and current shearing date (calculated as days from birth to shearing for shearing one).
 - Previous Fleece Weight.
 - WPP% (Wool Production Potential) has been added. = [Clean Fleece Weight / Corrected Body Weight] x 100.
- My Reports: Animal Data: Breeding values names have been changed to be breed specific.
- Merino breed specific: Provision has been made to import Condition Score breeding values and display them on the main screen, reports, etc. in BenguFarm.

Mobile app:

- **Important:** A new, very handy feature "Add for Selection of Animals"  was added. In some scenarios the need may be to capture the information for a group of animals, for example animals in a camp were dipped or moved to another camp. This will only make sense where the information to be entered is the same for all the applicable animals. In such a case click on the Add for Selection of Animals icon  and select the applicable group (camp, calving/lambing season or other group) from the Add for Selection of

Animals screen. The animals in the selected group will be listed. You may then also deselect some of the animals if needed. Once done, click on the Add for Selection of Animals icon at the bottom of the screen to add the task for all the selected animals. Click on the Cancel icon  to exit the screen.

- **Important:** Provision has been made that the Mobile app can also be connected to QR readers by means of Bluetooth.
- **Important:** Farm maps with camps can be set up. Info such as camp name, size of camp, total number of animals and number per category currently in the camp, feed and licks put out per camp, other camp activities, etc. can be displayed at each camp. This function is currently only available in the Android version of BenguFarm MOBILE.
- For sheep breeds that enter grade during weighing and wool performance, the wool grade now displays at the wool performance lookup screen as well as the grade entered with weighing at the performance test view screen.
- When the Mobile app is closed, a small screen appears asking if you want to close the app. This is to prevent the app from being closed by mistake.

Genetics module:

- Mating runs screen:
 - Functions > Send Matings to Management Program: The number of records on the screen and the number of records selected are now displayed at the bottom left of the screen.
 - Some minor cosmetic changes have been made.

New manuals

The manuals of the BEEF, SHEEP & GOATS and GAME modules and the MOBILE app were updated to include all new and improved features and reports. To download the latest version of the applicable BenguFarm module's manual, go in BenguFarm on the main screen to Help > English / Afrikaans Manual. To download the MOBILE app's manual, go in BenguFarm to Data Send / Import > Synchronize BenguFarm MOBILE and click on Manual. The manuals can also be downloaded at www.bengufarm.co.za > Downloads > Manuals.

Training

Are you struggling to get started properly with the BenguFarm program or do you need more training to use it effectively for day-to-day management, selection, breeding and marketing? Then consider making use of one of the following training options:

Training courses:

See bengufarm.co.za > Training for course dates, locations and booking forms with fees. If you are interested in training in another region, please contact Jolandi de Jager at 083 601 9383 or beefpro@mweb.co.za.

Individual training:

If you are interested in online training or individual training on the farm or at his office in Pretoria, please contact Mr. Leslie Bergh on 082 801 2026 or bengufarm@gmail.com.

oooOOooo